

OPEN -- Overall Stage Results

25° Fecha Torneo Nacional

Printed diciembre 11, 2011 at 19:51



Stage 1 -- Stage 1

	PTS	TIME	HIT FACTOR	STAGE POINTS	STAGE PERCENT	COMPETITOR # Name
1	38	4,42	8,5973	40,0000	100,00	23 Mondaca, Miguel
2	36	4,44	8,1081	37,7240	94,31	12 Leon Lira, Rodrigo
3	33	6,07	5,4366	25,2944	63,24	24 Li, Jie
4	24	7,96	3,0151	14,0280	35,07	19 Lopez, Alberto

STANDARD -- Overall Stage Results

25° Fecha Torneo Nacional

Printed diciembre 11, 2011 at 19:51



Stage 1 -- Stage 1

	PTS	TIME	HIT FACTOR	STAGE POINTS	STAGE PERCENT	COMPETITOR # Name
1	30	4,65	6,4516	40,0000	100,00	10 Oh, Jung Yong
2	30	5,36	5,5970	34,7015	86,75	11 Mac-Namara, Fabian
3	32	8,99	3,5595	22,0690	55,17	7 Severin, Francisco
4	35	11,44	3,0594	18,9685	47,42	17 Carrasco, Jose
5	20	8,47	2,3613	14,6399	36,60	3 De la Fuente, Sergio
6	33	16,82	1,9620	12,1641	30,41	2 Allendes, Christian
7	33	18,77	1,7581	10,9004	27,25	4 Pozo, Carlos
8	16	10,37	1,5429	9,5661	23,92	15 Soto, Rene
9	20	15,56	1,2853	7,9692	19,92	5 Gonzalez, Claudio
10	17	14,93	1,1386	7,0596	17,65	13 Jara, Francisco
11	5	7,66	0,6527	4,0470	10,12	14 Echeverria, Andres
12	4	7,80	0,5128	3,1795	7,95	1 Ramos, Gonzalo
13	5	18,73	0,2670	1,6551	4,14	18 Marinkovic, Ivan

PRODUCTION -- Overall Stage Results

25° Fecha Torneo Nacional

Printed diciembre 11, 2011 at 19:51



Stage 1 -- Stage 1

	PTS	TIME	HIT FACTOR	STAGE POINTS	STAGE PERCENT	COMPETITOR # Name
1	38	6,41	5,9282	40,0000	100,00	20 Soriano, Felipe
2	38	6,71	5,6632	38,2116	95,53	22 Colak, Damir
3	30	6,48	4,6296	31,2378	78,09	8 Espina, Jaime
4	30	7,03	4,2674	28,7939	71,98	6 Moya, Patricio
5	9	17,20	0,5233	3,5306	8,83	21 Prado, Fernando
6	4	18,94	0,2112	1,4250	3,56	16 Achurra, Macarena
7	0	13,85	0,0000	0,0000	0,00	9 Kim, Kyung Soo

OPEN -- Overall Stage Results

25° Fecha Torneo Nacional

Printed diciembre 11, 2011 at 19:51



Stage 2 -- Stage 2

	PTS	TIME	HIT FACTOR	STAGE POINTS	STAGE PERCENT	COMPETITOR # Name
1	33	3,28	10,0610	35,0000	100,00	12 Leon Lira, Rodrigo
2	35	4,97	7,0423	24,4985	70,00	19 Lopez, Alberto
3	33	5,39	6,1224	21,2987	60,85	24 Li, Jie
4	33	5,62	5,8719	20,4270	58,36	23 Mondaca, Miguel

STANDARD -- Overall Stage Results

25° Fecha Torneo Nacional

Printed diciembre 11, 2011 at 19:51




Stage 2 -- Stage 2

	PTS	TIME	HIT FACTOR	STAGE POINTS	STAGE PERCENT	COMPETITOR # Name
1	31	3,52	8,8068	35,0000	100,00	10 Oh, Jung Yong
2	30	5,61	5,3476	21,2524	60,72	17 Carrasco, Jose
3	33	6,78	4,8673	19,3434	55,27	14 Echeverria, Andres
4	30	6,34	4,7319	18,8053	53,73	7 Severin, Francisco
5	32	7,27	4,4017	17,4930	49,98	15 Soto, Rene
6	30	6,90	4,3478	17,2791	49,37	18 Marinkovic, Ivan
7	24	8,81	2,7242	10,8264	30,93	2 Allendes, Christian
8	21	7,77	2,7027	10,7411	30,69	1 Ramos, Gonzalo
9	25	10,87	2,2999	9,1403	26,12	3 De la Fuente, Sergio
10	19	10,65	1,7840	7,0901	20,26	13 Jara, Francisco
11	20	14,36	1,3928	5,5351	15,81	4 Pozo, Carlos
12	5	4,68	1,0684	4,2459	12,13	11 Mac-Namara, Fabian
13	18	18,51	0,9724	3,8647	11,04	5 Gonzalez, Claudio

PRODUCTION -- Overall Stage Results

25° Fecha Torneo Nacional

Printed diciembre 11, 2011 at 19:51




Stage 2 -- Stage 2

	PTS	TIME	HIT FACTOR	STAGE POINTS	STAGE PERCENT	COMPETITOR # Name
1	31	5,08	6,1024	35,0000	100,00	22 Colak, Damir
2	31	6,44	4,8137	27,6087	78,88	8 Espina, Jaime
3	29	6,09	4,7619	27,3118	78,03	20 Soriano, Felipe
4	31	7,43	4,1723	23,9300	68,37	6 Moya, Patricio
5	25	7,20	3,4722	19,9149	56,90	9 Kim, Kyung Soo
6	29	12,59	2,3034	13,2112	37,75	21 Prado, Fernando
7	29	18,35	1,5804	9,0643	25,90	16 Achurra, Macarena

OPEN -- Overall Stage Results

25° Fecha Torneo Nacional

Printed diciembre 11, 2011 at 19:51



Stage 3 -- Stage 3

	PTS	TIME	HIT FACTOR	STAGE POINTS	STAGE PERCENT	COMPETITOR # Name
1	40	5,32	7,5188	40,0000	100,00	12 Leon Lira, Rodrigo
2	40	6,11	6,5466	34,8282	87,07	23 Mondaca, Miguel
3	40	7,43	5,3836	28,6406	71,60	19 Lopez, Alberto
4	39	8,30	4,6988	24,9976	62,49	24 Li, Jie

STANDARD -- Overall Stage Results

25° Fecha Torneo Nacional

Printed diciembre 11, 2011 at 19:51



Stage 3 -- Stage 3

	PTS	TIME	HIT FACTOR	STAGE POINTS	STAGE PERCENT	COMPETITOR # Name
1	40	5,96	6,7114	40,0000	100,00	10 Oh, Jung Yong
2	38	7,29	5,2126	31,0672	77,67	11 Mac-Namara, Fabian
3	39	7,82	4,9872	29,7238	74,31	17 Carrasco, Jose
4	39	8,59	4,5402	27,0594	67,65	14 Echeverria, Andres
5	35	8,06	4,3424	25,8809	64,70	7 Severin, Francisco
6	39	9,20	4,2391	25,2652	63,16	15 Soto, Rene
7	39	9,24	4,2208	25,1558	62,89	13 Jara, Francisco
8	40	11,23	3,5619	21,2288	53,07	18 Marinkovic, Ivan
9	40	12,88	3,1056	18,5093	46,27	2 Allendes, Christian
10	38	12,25	3,1020	18,4882	46,22	4 Pozo, Carlos
11	40	14,14	2,8289	16,8600	42,15	1 Ramos, Gonzalo
12	34	12,71	2,6751	15,9434	39,86	3 De la Fuente, Sergio
13	40	14,99	2,6684	15,9039	39,76	5 Gonzalez, Claudio

PRODUCTION -- Overall Stage Results

25° Fecha Torneo Nacional

Printed diciembre 11, 2011 at 19:51



Stage 3 -- Stage 3

	PTS	TIME	HIT FACTOR	STAGE POINTS	STAGE PERCENT	COMPETITOR # Name
1	40	6,91	5,7887	40,0000	100,00	22 Colak, Damir
2	38	7,10	5,3521	36,9831	92,46	8 Espina, Jaime
3	38	7,38	5,1491	35,5799	88,95	20 Soriano, Felipe
4	40	11,69	3,4217	23,6441	59,11	9 Kim, Kyung Soo
5	34	10,01	3,3966	23,4705	58,68	6 Moya, Patricio
6	38	11,71	3,2451	22,4236	56,06	16 Achurra, Macarena
7	40	13,00	3,0769	21,2615	53,15	21 Prado, Fernando

OPEN -- Overall Stage Results

25° Fecha Torneo Nacional

Printed diciembre 11, 2011 at 19:51



Stage 4 -- Stage 4

	PTS	TIME	HIT FACTOR	STAGE POINTS	STAGE PERCENT	COMPETITOR # Name
1	33	5,88	5,6122	35,0000	100,00	12 Leon Lira, Rodrigo
2	35	7,00	5,0000	31,1818	89,09	19 Lopez, Alberto
3	33	6,66	4,9550	30,9009	88,29	23 Mondaca, Miguel
4	34	8,51	3,9953	24,9161	71,19	24 Li, Jie

STANDARD -- Overall Stage Results

25° Fecha Torneo Nacional

Printed diciembre 11, 2011 at 19:51



Stage 4 -- Stage 4

	PTS	TIME	HIT FACTOR	STAGE POINTS	STAGE PERCENT	COMPETITOR # Name
1	33	6,44	5,1242	35,0000	100,00	17 Carrasco, Jose
2	35	7,01	4,9929	34,1028	97,44	7 Severin, Francisco
3	33	6,88	4,7965	32,7616	93,60	10 Oh, Jung Yong
4	35	8,28	4,2271	28,8721	82,49	11 Mac-Namara, Fabian
5	34	9,46	3,5941	24,5487	70,14	13 Jara, Francisco
6	31	9,16	3,3843	23,1157	66,04	15 Soto, Rene
7	35	10,48	3,3397	22,8111	65,17	2 Allendes, Christian
8	33	10,09	3,2706	22,3389	63,83	18 Marinkovic, Ivan
9	34	10,90	3,1193	21,3055	60,87	3 De la Fuente, Sergio
10	35	13,23	2,6455	18,0696	51,63	14 Echeverria, Andres
11	27	10,50	2,5714	17,5636	50,18	1 Ramos, Gonzalo
12	34	20,23	1,6807	11,4795	32,80	4 Pozo, Carlos
13	34	23,33	1,4574	9,9541	28,44	5 Gonzalez, Claudio

PRODUCTION -- Overall Stage Results

25° Fecha Torneo Nacional

Printed diciembre 11, 2011 at 19:51



Stage 4 -- Stage 4

	PTS	TIME	HIT FACTOR	STAGE POINTS	STAGE PERCENT	COMPETITOR # Name
1	35	7,28	4,8077	35,0000	100,00	22 Colak, Damir
2	33	7,38	4,4715	32,5528	93,01	20 Soriano, Felipe
3	31	7,42	4,1779	30,4151	86,90	8 Espina, Jaime
4	31	7,93	3,9092	28,4590	81,31	6 Moya, Patricio
5	35	13,04	2,6840	19,5399	55,83	16 Achurra, Macarena
6	29	12,00	2,4167	17,5933	50,27	9 Kim, Kyung Soo
7	18	15,27	1,1788	8,5815	24,52	21 Prado, Fernando

OPEN -- Overall Stage Results

25° Fecha Torneo Nacional

Printed diciembre 11, 2011 at 19:51



Stage 5 -- Stage 5

	PTS	TIME	HIT FACTOR	STAGE POINTS	STAGE PERCENT	COMPETITOR # Name
1	40	4,24	9,4340	40,0000	100,00	12 Leon Lira, Rodrigo
2	40	5,47	7,3126	31,0055	77,51	24 Li, Jie
3	39	6,29	6,2003	26,2893	65,72	19 Lopez, Alberto
4	39	7,26	5,3719	22,7769	56,94	23 Mondaca, Miguel

STANDARD -- Overall Stage Results

25° Fecha Torneo Nacional

Printed diciembre 11, 2011 at 19:51



Stage 5 -- Stage 5

	PTS	TIME	HIT FACTOR	STAGE POINTS	STAGE PERCENT	COMPETITOR # Name
1	39	4,00	9,7500	40,0000	100,00	10 Oh, Jung Yong
2	40	5,70	7,0175	28,7899	71,97	17 Carrasco, Jose
3	36	5,22	6,8966	28,2935	70,73	11 Mac-Namara, Fabian
4	38	5,92	6,4189	26,3340	65,84	7 Severin, Francisco
5	39	6,40	6,0938	25,0000	62,50	2 Allendes, Christian
6	39	6,61	5,9002	24,2057	60,51	18 Marinkovic, Ivan
7	39	7,01	5,5635	22,8245	57,06	15 Soto, Rene
8	40	7,44	5,3763	22,0568	55,14	4 Pozo, Carlos
9	38	8,23	4,6173	18,9426	47,36	14 Echeverria, Andres
10	39	8,51	4,5828	18,8014	47,00	13 Jara, Francisco
11	36	7,88	4,5685	18,7427	46,86	3 De la Fuente, Sergio
12	32	7,97	4,0151	16,4720	41,18	1 Ramos, Gonzalo
13	40	11,44	3,4965	14,3446	35,86	5 Gonzalez, Claudio

PRODUCTION -- Overall Stage Results

25° Fecha Torneo Nacional

Printed diciembre 11, 2011 at 19:51



Stage 5 -- Stage 5

	PTS	TIME	HIT FACTOR	STAGE POINTS	STAGE PERCENT	COMPETITOR # Name
1	38	5,38	7,0632	40,0000	100,00	20 Soriano, Felipe
2	36	5,72	6,2937	35,6423	89,11	8 Espina, Jaime
3	38	6,15	6,1789	34,9919	87,48	22 Colak, Damir
4	38	7,40	5,1351	29,0811	72,70	9 Kim, Kyung Soo
5	38	7,82	4,8593	27,5192	68,80	16 Achurra, Macarena
6	36	9,00	4,0000	22,6526	56,63	21 Prado, Fernando
7	36	10,08	3,5714	20,2256	50,56	6 Moya, Patricio

OPEN -- Overall Stage Results

25° Fecha Torneo Nacional

Printed diciembre 11, 2011 at 19:51



Stage 6 -- Stage 6

	PTS	TIME	HIT FACTOR	STAGE POINTS	STAGE PERCENT	COMPETITOR # Name
1	159	24,64	6,4529	160,0000	100,00	12 Leon Lira, Rodrigo
2	149	25,02	5,9552	147,6599	92,29	19 Lopez, Alberto
3	146	25,06	5,8260	144,4559	90,28	23 Mondaca, Miguel
4	99	29,76	3,3266	82,4833	51,55	24 Li, Jie

STANDARD -- Overall Stage Results

25° Fecha Torneo Nacional

Printed diciembre 11, 2011 at 19:51




Stage 6 -- Stage 6

	PTS	TIME	HIT FACTOR	STAGE POINTS	STAGE PERCENT	COMPETITOR # Name
1	156	22,95	6,7974	160,0000	100,00	10 Oh, Jung Yong
2	155	31,40	4,9363	116,1930	72,62	17 Carrasco, Jose
3	113	27,69	4,0809	96,0580	60,04	11 Mac-Namara, Fabian
4	140	42,17	3,3199	78,1452	48,84	2 Allendes, Christian
5	130	39,73	3,2721	77,0199	48,14	14 Echeverria, Andres
6	147	47,03	3,1257	73,5733	45,98	13 Jara, Francisco
7	129	46,61	2,7676	65,1461	40,72	7 Severin, Francisco
8	110	45,81	2,4012	56,5211	35,33	18 Marinkovic, Ivan
9	69	37,56	1,8371	43,2416	27,03	15 Soto, Rene
10	78	44,68	1,7457	41,0922	25,68	3 De la Fuente, Sergio
11	119	78,03	1,5251	35,8974	22,44	4 Pozo, Carlos
12	98	67,82	1,4450	34,0131	21,26	5 Gonzalez, Claudio
13	7	37,64	0,1860	4,3775	2,74	1 Ramos, Gonzalo

PRODUCTION -- Overall Stage Results

25° Fecha Torneo Nacional

Printed diciembre 11, 2011 at 19:51



Stage 6 -- Stage 6

	PTS	TIME	HIT FACTOR	STAGE POINTS	STAGE PERCENT	COMPETITOR # Name
1	118	31,90	3,6991	160,0000	100,00	20 Soriano, Felipe
2	138	41,16	3,3528	145,0215	90,64	6 Moya, Patricio
3	144	44,62	3,2273	139,5923	87,25	8 Espina, Jaime
4	111	46,75	2,3743	102,6999	64,19	22 Colak, Damir
5	127	72,51	1,7515	75,7590	47,35	21 Prado, Fernando
6	114	65,51	1,7402	75,2707	47,04	16 Achurra, Macarena
7	69	44,51	1,5502	67,0533	41,91	9 Kim, Kyung Soo

OPEN -- Overall Stage Results

25° Fecha Torneo Nacional

Printed diciembre 11, 2011 at 19:51



Stage 7 -- Stage 7

	PTS	TIME	HIT FACTOR	STAGE POINTS	STAGE PERCENT	COMPETITOR # Name
1	36	5,58	6,4516	40,0000	100,00	12 Leon Lira, Rodrigo
2	36	6,31	5,7052	35,3724	88,43	23 Mondaca, Miguel
3	38	6,75	5,6296	34,9037	87,26	19 Lopez, Alberto
4	36	6,97	5,1650	32,0230	80,06	24 Li, Jie

STANDARD -- Overall Stage Results

25° Fecha Torneo Nacional

Printed diciembre 11, 2011 at 19:51




Stage 7 -- Stage 7

	PTS	TIME	HIT FACTOR	STAGE POINTS	STAGE PERCENT	COMPETITOR # Name
1	35	5,06	6,9170	40,0000	100,00	10 Oh, Jung Yong
2	36	7,69	4,6814	27,0719	67,68	7 Severin, Francisco
3	35	8,25	4,2424	24,5333	61,33	17 Carrasco, Jose
4	32	8,14	3,9312	22,7336	56,83	11 Mac-Namara, Fabian
5	32	8,68	3,6866	21,3193	53,30	2 Allendes, Christian
6	31	10,52	2,9468	17,0407	42,60	18 Marinkovic, Ivan
7	21	8,85	2,3729	13,7220	34,31	15 Soto, Rene
8	24	11,27	2,1295	12,3149	30,79	13 Jara, Francisco
9	22	10,74	2,0484	11,8457	29,61	5 Gonzalez, Claudio
10	17	10,11	1,6815	9,7239	24,31	1 Ramos, Gonzalo
11	20	13,08	1,5291	8,8423	22,11	3 De la Fuente, Sergio
12	0	9,02	0,0000	0,0000	0,00	4 Pozo, Carlos
13	0	8,73	0,0000	0,0000	0,00	14 Echeverria, Andres

PRODUCTION -- Overall Stage Results

25° Fecha Torneo Nacional

Printed diciembre 11, 2011 at 19:51



Stage 7 -- Stage 7

	PTS	TIME	HIT FACTOR	STAGE POINTS	STAGE PERCENT	COMPETITOR # Name
1	36	9,37	3,8420	40,0000	100,00	8 Espina, Jaime
2	32	8,76	3,6530	38,0315	95,08	6 Moya, Patricio
3	26	10,36	2,5097	26,1283	65,32	9 Kim, Kyung Soo
4	21	8,45	2,4852	25,8738	64,68	20 Soriano, Felipe
5	19	8,51	2,2327	23,2445	58,11	22 Colak, Damir
6	23	12,89	1,7843	18,5768	46,44	16 Achurra, Macarena
7	21	18,52	1,1339	11,8053	29,51	21 Prado, Fernando

OPEN -- Overall Stage Results

25° Fecha Torneo Nacional

Printed diciembre 11, 2011 at 19:51



Stage 8 -- Stage 8

	PTS	TIME	HIT FACTOR	STAGE POINTS	STAGE PERCENT	COMPETITOR # Name
1	79	15,17	5,2076	80,0000	100,00	23 Mondaca, Miguel
2	64	12,92	4,9536	76,0967	95,12	12 Leon Lira, Rodrigo
3	76	16,48	4,6117	70,8443	88,56	19 Lopez, Alberto
4	79	18,60	4,2473	65,2473	81,56	24 Li, Jie

STANDARD -- Overall Stage Results

25° Fecha Torneo Nacional

Printed diciembre 11, 2011 at 19:51



Stage 8 -- Stage 8

	PTS	TIME	HIT FACTOR	STAGE POINTS	STAGE PERCENT	COMPETITOR # Name
1	78	13,47	5,7906	80,0000	100,00	10 Oh, Jung Yong
2	77	16,63	4,6302	63,9678	79,96	7 Severin, Francisco
3	69	15,05	4,5847	63,3396	79,17	11 Mac-Namara, Fabian
4	75	16,54	4,5345	62,6453	78,31	17 Carrasco, Jose
5	80	21,76	3,6765	50,7919	63,49	14 Echeverria, Andres
6	71	19,93	3,5625	49,2169	61,52	18 Marinkovic, Ivan
7	68	19,70	3,4518	47,6876	59,61	2 Allendes, Christian
8	78	23,13	3,3722	46,5888	58,24	4 Pozo, Carlos
9	54	17,29	3,1232	43,1481	53,94	15 Soto, Rene
10	71	26,47	2,6823	37,0568	46,32	13 Jara, Francisco
11	46	21,71	2,1188	29,2726	36,59	3 De la Fuente, Sergio
12	45	31,42	1,4322	19,7865	24,73	5 Gonzalez, Claudio
13	17	14,88	1,1425	15,7837	19,73	1 Ramos, Gonzalo

PRODUCTION -- Overall Stage Results

25° Fecha Torneo Nacional

Printed diciembre 11, 2011 at 19:51



Stage 8 -- Stage 8

	PTS	TIME	HIT FACTOR	STAGE POINTS	STAGE PERCENT	COMPETITOR # Name
1	74	18,68	3,9615	80,0000	100,00	8 Espina, Jaime
2	72	20,12	3,5785	72,2669	90,33	6 Moya, Patricio
3	72	21,01	3,4269	69,2057	86,51	20 Soriano, Felipe
4	70	20,59	3,3997	68,6557	85,82	22 Colak, Damir
5	72	21,28	3,3835	68,3276	85,41	16 Achurra, Macarena
6	68	20,57	3,3058	66,7590	83,45	9 Kim, Kyung Soo
7	72	28,00	2,5714	51,9290	64,91	21 Prado, Fernando

OPEN -- Overall Stage Results

25° Fecha Torneo Nacional

Printed diciembre 11, 2011 at 19:51



Stage 9 -- Stage 9

	PTS	TIME	HIT FACTOR	STAGE POINTS	STAGE PERCENT	COMPETITOR # Name
1	66	5,70	11,5789	70,0000	100,00	19 Lopez, Alberto
2	69	6,29	10,9698	66,3174	94,74	23 Mondaca, Miguel
3	65	6,74	9,6439	58,3019	83,29	24 Li, Jie
4	69	7,18	9,6100	58,0970	83,00	12 Leon Lira, Rodrigo

STANDARD -- Overall Stage Results

25° Fecha Torneo Nacional

Printed diciembre 11, 2011 at 19:51



Stage 9 -- Stage 9

	PTS	TIME	HIT FACTOR	STAGE POINTS	STAGE PERCENT	COMPETITOR # Name
1	66	4,83	13,6646	70,0000	100,00	10 Oh, Jung Yong
2	67	6,50	10,3077	52,8035	75,43	17 Carrasco, Jose
3	60	5,88	10,2041	52,2727	74,68	11 Mac-Namara, Fabian
4	66	8,29	7,9614	40,7841	58,26	14 Echeverria, Andres
5	59	8,23	7,1689	36,7243	52,46	7 Severin, Francisco
6	61	9,14	6,6740	34,1889	48,84	13 Jara, Francisco
7	65	11,20	5,8036	29,7301	42,47	2 Allendes, Christian
8	49	12,73	3,8492	19,7183	28,17	18 Marinkovic, Ivan
9	19	7,05	2,6950	13,8059	19,72	15 Soto, Rene
10	34	14,01	2,4268	12,4320	17,76	4 Pozo, Carlos
11	47	29,42	1,5976	8,1838	11,69	5 Gonzalez, Claudio
12	0	8,29	0,0000	0,0000	0,00	3 De la Fuente, Sergio
13	0	12,85	0,0000	0,0000	0,00	1 Ramos, Gonzalo

PRODUCTION -- Overall Stage Results

25° Fecha Torneo Nacional

Printed diciembre 11, 2011 at 19:51



Stage 9 -- Stage 9

	PTS	TIME	HIT FACTOR	STAGE POINTS	STAGE PERCENT	COMPETITOR # Name
1	64	6,48	9,8765	70,0000	100,00	8 Espina, Jaime
2	58	7,34	7,9019	56,0048	80,01	20 Soriano, Felipe
3	58	7,42	7,8167	55,4009	79,14	22 Colak, Damir
4	64	9,11	7,0252	49,7914	71,13	6 Moya, Patricio
5	54	10,00	5,4000	38,2725	54,68	9 Kim, Kyung Soo
6	43	17,09	2,5161	17,8328	25,48	21 Prado, Fernando
7	33	14,87	2,2192	15,7288	22,47	16 Achurra, Macarena