

OPEN -- Overall Stage Results

Nivel II - 17 Julio 2010 - CRS

Printed julio 18, 2010 at 12:22




Stage 1 -- Stage 1

	PTS	TIME	HIT FACTOR	STAGE POINTS	STAGE PERCENT	COMPETITOR # Name
1	152	44,06	3,4498	160,0000	100,00	20 Blachet, Gonzalo

STANDARD -- Overall Stage Results

Nivel II - 17 Julio 2010 - CRS

Printed julio 18, 2010 at 12:22



Stage 1 -- Stage 1

	PTS	TIME	HIT FACTOR	STAGE POINTS	STAGE PERCENT	COMPETITOR # Name
1	154	41,24	3,7342	160,0000	100,00	3 Carrasco, José
2	134	42,87	3,1257	133,9273	83,70	1 Basualdo, Claudio
3	155	51,41	3,0150	129,1820	80,74	14 Pereira, William
4	128	42,46	3,0146	129,1659	80,73	12 Mondaca, Gabriel
5	122	43,00	2,8372	121,5652	75,98	18 Yong Oh, Jung
6	140	52,21	2,6815	114,8927	71,81	17 Soto, Rene
7	152	66,19	2,2964	98,3941	61,50	7 Flores, Tomas
8	156	77,28	2,0186	86,4919	54,06	2 Bucheister, Axel
9	106	54,29	1,9525	83,6573	52,29	13 Mondaca, Miguel
10	113	59,44	1,9011	81,4550	50,91	15 Severin, Francisco
11	85	60,01	1,4164	60,6895	37,93	9 Jara, Francisco
12	89	72,41	1,2291	52,6635	32,91	6 De la Fuente, Sergio
13	0	60,37	0,0000	0,0000	0,00	8 Gamboa, Cristian

PRODUCTION -- Overall Stage Results

Nivel II - 17 Julio 2010 - CRS

Printed julio 18, 2010 at 12:22



Stage 1 -- Stage 1

	PTS	TIME	HIT FACTOR	STAGE POINTS	STAGE PERCENT	COMPETITOR # Name
1	146	38,15	3,8270	160,0000	100,00	5 Colak, Damir
2	131	41,68	3,1430	131,4030	82,13	19 Aguilar, Felipe
3	129	42,68	3,0225	126,3650	78,98	16 Soriano, Felipe
4	109	77,16	1,4126	59,0603	36,91	10 Kim, Kung Su
5	0	62,37	0,0000	0,0000	0,00	4 Cisterna, Victor
6	0	0,00	0,0000	0,0000	0,00	11 Landero, Eduardo

OPEN -- Overall Stage Results

Nivel II - 17 Julio 2010 - CRS

Printed julio 18, 2010 at 12:22



Stage 2 -- Stage 2

	PTS	TIME	HIT FACTOR	STAGE POINTS	STAGE PERCENT	COMPETITOR # Name
1	39	6,91	5,6440	45,0000	100,00	20 Blachet, Gonzalo

STANDARD -- Overall Stage Results

Nivel II - 17 Julio 2010 - CRS

Printed julio 18, 2010 at 12:22



Stage 2 -- Stage 2

	PTS	TIME	HIT FACTOR	STAGE POINTS	STAGE PERCENT	COMPETITOR # Name
1	41	5,97	6,8677	45,0000	100,00	14 Pereira, William
2	42	6,48	6,4815	42,4695	94,38	18 Yong Oh, Jung
3	41	6,70	6,1194	40,0970	89,10	12 Mondaca, Gabriel
4	39	6,68	5,8383	38,2553	85,01	3 Carrasco, José
5	40	7,21	5,5479	36,3520	80,78	17 Soto, Rene
6	42	8,07	5,2045	34,1019	75,78	1 Basualdo, Claudio
7	42	8,81	4,7673	31,2375	69,42	9 Jara, Francisco
8	42	9,28	4,5259	29,6554	65,90	15 Severin, Francisco
9	40	9,11	4,3908	28,7703	63,93	6 De la Fuente, Sergio
10	36	8,71	4,1332	27,0824	60,18	13 Mondaca, Miguel
11	43	10,94	3,9305	25,7546	57,23	7 Flores, Tomas
12	40	13,64	2,9326	19,2154	42,70	2 Bucheister, Axel
13	10	10,39	0,9625	6,3065	14,01	8 Gamboa, Cristian

PRODUCTION -- Overall Stage Results

Nivel II - 17 Julio 2010 - CRS

Printed julio 18, 2010 at 12:22



Stage 2 -- Stage 2

	PTS	TIME	HIT FACTOR	STAGE POINTS	STAGE PERCENT	COMPETITOR # Name
1	39	8,26	4,7215	45,0000	100,00	16 Soriano, Felipe
2	41	9,07	4,5204	43,0829	95,74	5 Colak, Damir
3	41	9,35	4,3850	41,7927	92,87	19 Aguilar, Felipe
4	37	10,38	3,5645	33,9729	75,50	11 Landero, Eduardo
5	35	10,81	3,2377	30,8582	68,57	10 Kim, Kung Su
6	20	10,45	1,9139	18,2407	40,53	4 Cisterna, Victor

OPEN -- Overall Stage Results

Nivel II - 17 Julio 2010 - CRS

Printed julio 18, 2010 at 12:22



Stage 3 -- Stage 3

	PTS	TIME	HIT FACTOR	STAGE POINTS	STAGE PERCENT	COMPETITOR # Name
1	90	23,29	3,8643	95,0000	100,00	20 Blachet, Gonzalo

STANDARD -- Overall Stage Results

Nivel II - 17 Julio 2010 - CRS

Printed julio 18, 2010 at 12:22



Stage 3 -- Stage 3

	PTS	TIME	HIT FACTOR	STAGE POINTS	STAGE PERCENT	COMPETITOR # Name
1	81	16,89	4,7957	95,0000	100,00	14 Pereira, William
2	90	19,40	4,6392	91,8986	96,74	1 Basualdo, Claudio
3	91	23,07	3,9445	78,1380	82,25	12 Mondaca, Gabriel
4	88	22,86	3,8495	76,2561	80,27	6 De la Fuente, Sergio
5	73	19,40	3,7629	74,5400	78,46	3 Carrasco, José
6	88	23,95	3,6743	72,7856	76,62	15 Severin, Francisco
7	70	19,06	3,6726	72,7517	76,58	18 Yong Oh, Jung
8	82	24,36	3,3662	66,6814	70,19	17 Soto, Rene
9	70	22,84	3,0648	60,7114	63,91	7 Flores, Tomas
10	91	30,42	2,9915	59,2585	62,38	13 Mondaca, Miguel
11	74	27,72	2,6696	52,8819	55,67	9 Jara, Francisco
12	87	33,40	2,6048	51,5990	54,31	2 Bucheister, Axel
13	73	34,68	2,1050	41,6977	43,89	8 Gamboa, Cristian

PRODUCTION -- Overall Stage Results

Nivel II - 17 Julio 2010 - CRS

Printed julio 18, 2010 at 12:22



Stage 3 -- Stage 3

	PTS	TIME	HIT FACTOR	STAGE POINTS	STAGE PERCENT	COMPETITOR # Name
1	77	19,21	4,0083	95,0000	100,00	16 Soriano, Felipe
2	69	19,72	3,4990	82,9282	87,29	19 Aguilar, Felipe
3	64	19,57	3,2703	77,5085	81,59	5 Colak, Damir
4	71	23,20	3,0603	72,5322	76,35	4 Cisterna, Victor
5	70	40,77	1,7169	40,6928	42,83	10 Kim, Kung Su
6	8	27,50	0,2909	6,8947	7,26	11 Landero, Eduardo

OPEN -- Overall Stage Results

Nivel II - 17 Julio 2010 - CRS

Printed julio 18, 2010 at 12:22



Stage 4 -- Stage 4

	PTS	TIME	HIT FACTOR	STAGE POINTS	STAGE PERCENT	COMPETITOR # Name
1	45	17,17	2,6209	100,0000	100,00	20 Blachet, Gonzalo

STANDARD -- Overall Stage Results

Nivel II - 17 Julio 2010 - CRS

Printed julio 18, 2010 at 12:22



Stage 4 -- Stage 4

	PTS	TIME	HIT FACTOR	STAGE POINTS	STAGE PERCENT	COMPETITOR # Name
1	92	12,06	7,6285	100,0000	100,00	14 Pereira, William
2	88	14,93	5,8942	77,2649	77,26	1 Basualdo, Claudio
3	90	15,45	5,8252	76,3613	76,36	3 Carrasco, José
4	90	15,70	5,7325	75,1454	75,15	13 Mondaca, Miguel
5	92	16,87	5,4535	71,4878	71,49	18 Yong Oh, Jung
6	95	17,85	5,3221	69,7662	69,77	15 Severin, Francisco
7	63	14,34	4,3933	57,5905	57,59	17 Soto, Rene
8	92	25,14	3,6595	47,9714	47,97	12 Mondaca, Gabriel
9	93	26,05	3,5701	46,7988	46,80	7 Flores, Tomas
10	75	24,18	3,1017	40,6597	40,66	6 De la Fuente, Sergio
11	65	24,16	2,6904	35,2676	35,27	8 Gamboa, Cristian
12	92	36,20	2,5414	33,3149	33,31	2 Bucheister, Axel
13	46	21,64	2,1257	27,8651	27,87	9 Jara, Francisco

PRODUCTION -- Overall Stage Results

Nivel II - 17 Julio 2010 - CRS

Printed julio 18, 2010 at 12:22




Stage 4 -- Stage 4

	PTS	TIME	HIT FACTOR	STAGE POINTS	STAGE PERCENT	COMPETITOR # Name
1	71	16,13	4,4017	100,0000	100,00	16 Soriano, Felipe
2	53	14,67	3,6128	82,0771	82,08	19 Aguilar, Felipe
3	78	22,27	3,5025	79,5702	79,57	10 Kim, Kung Su
4	80	22,92	3,4904	79,2960	79,30	5 Colak, Damir
5	65	22,55	2,8825	65,4852	65,49	4 Cisterna, Victor
6	24	33,32	0,7203	16,3637	16,36	11 Landero, Eduardo

OPEN -- Overall Stage Results

Nivel II - 17 Julio 2010 - CRS

Printed julio 18, 2010 at 12:22



Stage 5 -- Stage 5

	PTS	TIME	HIT FACTOR	STAGE POINTS	STAGE PERCENT	COMPETITOR # Name
1	44	7,40	5,9459	45,0000	100,00	20 Blachet, Gonzalo

STANDARD -- Overall Stage Results

Nivel II - 17 Julio 2010 - CRS

Printed julio 18, 2010 at 12:22



Stage 5 -- Stage 5

	PTS	TIME	HIT FACTOR	STAGE POINTS	STAGE PERCENT	COMPETITOR # Name
1	43	7,90	5,4430	45,0000	100,00	14 Pereira, William
2	44	10,47	4,2025	34,7438	77,21	6 De la Fuente, Sergio
3	35	9,14	3,8293	31,6587	70,35	15 Severin, Francisco
4	29	8,70	3,3333	27,5581	61,24	3 Carrasco, José
5	24	7,22	3,3241	27,4818	61,07	12 Mondaca, Gabriel
6	43	15,45	2,7832	23,0097	51,13	2 Bucheister, Axel
7	26	13,64	1,9062	15,7591	35,02	7 Flores, Tomas
8	13	8,55	1,5205	12,5704	27,93	1 Basualdo, Claudio
9	9	7,65	1,1765	9,7264	21,61	13 Mondaca, Miguel
10	5	7,70	0,6494	5,3685	11,93	17 Soto, Rene
11	2	8,78	0,2278	1,8832	4,18	18 Yong Oh, Jung
12	0	11,74	0,0000	0,0000	0,00	8 Gamboa, Cristian
13	0	10,65	0,0000	0,0000	0,00	9 Jara, Francisco

PRODUCTION -- Overall Stage Results

Nivel II - 17 Julio 2010 - CRS

Printed julio 18, 2010 at 12:22



Stage 5 -- Stage 5

	PTS	TIME	HIT FACTOR	STAGE POINTS	STAGE PERCENT	COMPETITOR # Name
1	28	9,41	2,9756	45,0000	100,00	5 Colak, Damir
2	26	9,67	2,6887	40,6622	90,36	4 Cisterna, Victor
3	24	9,34	2,5696	38,8605	86,36	11 Landero, Eduardo
4	11	7,63	1,4417	21,8028	48,45	19 Aguilar, Felipe
5	3	7,97	0,3764	5,6926	12,65	16 Soriano, Felipe
6	0	12,44	0,0000	0,0000	0,00	10 Kim, Kung Su

OPEN -- Overall Stage Results

Nivel II - 17 Julio 2010 - CRS

Printed julio 18, 2010 at 12:22




Stage 6 -- Stage 6

	PTS	TIME	HIT FACTOR	STAGE POINTS	STAGE PERCENT	COMPETITOR # Name
1	75	14,94	5,0201	80,0000	100,00	20 Blachet, Gonzalo

STANDARD -- Overall Stage Results

Nivel II - 17 Julio 2010 - CRS

Printed julio 18, 2010 at 12:22



Stage 6 -- Stage 6

	PTS	TIME	HIT FACTOR	STAGE POINTS	STAGE PERCENT	COMPETITOR # Name
1	78	13,58	5,7437	80,0000	100,00	1 Basualdo, Claudio
2	75	13,28	5,6476	78,6608	98,33	3 Carrasco, José
3	74	13,81	5,3584	74,6334	93,29	14 Pereira, William
4	74	14,74	5,0204	69,9245	87,41	13 Mondaca, Miguel
5	74	16,01	4,6221	64,3777	80,47	18 Yong Oh, Jung
6	78	18,38	4,2437	59,1077	73,88	12 Mondaca, Gabriel
7	75	20,51	3,6568	50,9320	63,67	15 Severin, Francisco
8	57	15,98	3,5670	49,6813	62,10	17 Soto, Rene
9	77	23,03	3,3435	46,5685	58,21	6 De la Fuente, Sergio
10	55	16,48	3,3374	46,4837	58,10	9 Jara, Francisco
11	74	27,56	2,6851	37,3979	46,75	2 Bucheister, Axel
12	71	26,73	2,6562	36,9960	46,24	7 Flores, Tomas
13	43	16,81	2,5580	35,6284	44,54	8 Gamboa, Cristian

PRODUCTION -- Overall Stage Results

Nivel II - 17 Julio 2010 - CRS

Printed julio 18, 2010 at 12:22



Stage 6 -- Stage 6

	PTS	TIME	HIT FACTOR	STAGE POINTS	STAGE PERCENT	COMPETITOR # Name
1	78	17,40	4,4828	80,0000	100,00	5 Colak, Damir
2	66	14,86	4,4415	79,2629	99,08	16 Soriano, Felipe
3	76	18,48	4,1126	73,3933	91,74	19 Aguilar, Felipe
4	68	17,67	3,8483	68,6779	85,85	4 Cisterna, Victor
5	60	20,88	2,8736	51,2821	64,10	11 Landero, Eduardo
6	49	22,65	2,1634	38,6076	48,26	10 Kim, Kung Su