

STANDARD -- Overall Stage Results
VII fecha campeonato nacional de tiro práctico
Printed mayo 15, 2010 at 20:23



Stage 1 -- La primera

	PTS	TIME	HIT FACTOR	STAGE POINTS	STAGE PERCENT	COMPETITOR # Name
1	86	17,14	5,0175	90,0000	100,00	14 Oh, Jung Yong
2	88	18,58	4,7363	84,9556	94,40	9 León Lira, Rodrigo
3	84	19,51	4,3055	77,2284	85,81	15 Severín Huidobro, Francisco
4	88	21,88	4,0219	72,1423	80,16	3 Carrasco, Pepe
5	88	23,17	3,7980	68,1258	75,70	5 Echeverría, Andrés
6	87	24,58	3,5395	63,4881	70,54	13 Mondaca, Miguel
7	87	27,64	3,1476	56,4594	62,73	11 MacNamara, Fabián
8	75	24,51	3,0600	54,8874	60,99	17 Soto, Alexis
9	88	30,37	2,8976	51,9748	57,75	2 Bucheister, Axel
10	46	18,19	2,5289	45,3607	50,40	19 Ringeling, Christian
11	88	38,57	2,2816	40,9249	45,47	7 Jara, Francisco
12	48	28,22	1,7009	30,5098	33,90	20 Morales, Gonzalo
13	55	40,18	1,3688	24,5532	27,28	6 Gamboa, Cristian
14	88	88,63	0,9929	17,8097	19,79	21 Hernandez, Rodrigo

PRODUCTION -- Overall Stage Results
VII fecha campeonato nacional de tiro práctico
Printed mayo 15, 2010 at 20:23



Stage 1 -- La primera

	PTS	TIME	HIT FACTOR	STAGE POINTS	STAGE PERCENT	COMPETITOR # Name
1	86	19,13	4,4956	90,0000	100,00	12 Mondaca, Gabriel
2	78	20,66	3,7754	75,5829	83,98	16 Soriano, Felipe
3	68	19,05	3,5696	71,4616	79,40	1 Aguilar Miranda, Felipe
4	84	30,04	2,7963	55,9807	62,20	8 Landero, Eduardo
5	69	26,26	2,6276	52,6033	58,45	10 Li, Jie
6	66	26,66	2,4756	49,5613	55,07	4 Cisternas, Victor
7	76	43,72	1,7383	34,8011	38,67	18 Torres, Alejandro

STANDARD -- Overall Stage Results
VII fecha campeonato nacional de tiro práctico
Printed mayo 15, 2010 at 20:23



Stage 2 -- La segunda

	PTS	TIME	HIT FACTOR	STAGE POINTS	STAGE PERCENT	COMPETITOR # Name
1	49	7,32	6,6940	50,0000	100,00	14 Oh, Jung Yong
2	50	8,25	6,0606	45,2690	90,54	21 Hernandez, Rodrigo
3	49	9,25	5,2973	39,5676	79,14	3 Carrasco, Pepe
4	48	9,69	4,9536	37,0001	74,00	9 León Lira, Rodrigo
5	46	9,50	4,8421	36,1676	72,34	15 Severín Huidobro, Francisco
6	45	10,19	4,4161	32,9855	65,97	11 MacNamara, Fabián
7	49	11,10	4,4144	32,9730	65,95	7 Jara, Francisco
8	50	13,80	3,6232	27,0630	54,13	2 Bucheister, Axel
9	48	14,18	3,3850	25,2842	50,57	20 Morales, Gonzalo
10	25	8,41	2,9727	22,2039	44,41	19 Ringeling, Christian
11	40	17,18	2,3283	17,3909	34,78	17 Soto, Alexis
12	46	24,06	1,9119	14,2806	28,56	5 Echeverría, Andrés
13	40	33,98	1,1772	8,7927	17,59	6 Gamboa, Cristian
14	47	41,35	1,1366	8,4900	16,98	13 Mondaca, Miguel



Stage 2 -- La segunda

	PTS	TIME	HIT FACTOR	STAGE POINTS	STAGE PERCENT	COMPETITOR # Name
1	48	7,80	6,1538	50,0000	100,00	1 Aguilar Miranda, Felipe
2	48	8,28	5,7971	47,1014	94,20	12 Mondaca, Gabriel
3	42	10,34	4,0619	33,0029	66,01	4 Cisternas, Victor
4	42	12,50	3,3600	27,3000	54,60	10 Li, Jie
5	33	11,25	2,9333	23,8333	47,67	16 Soriano, Felipe
6	48	18,13	2,6475	21,5113	43,02	18 Torres, Alejandro
7	16	15,15	1,0561	8,5809	17,16	8 Landero, Eduardo

STANDARD -- Overall Stage Results
VII fecha campeonato nacional de tiro práctico
Printed mayo 15, 2010 at 20:23



Stage 3 -- La tercera

	PTS	TIME	HIT FACTOR	STAGE POINTS	STAGE PERCENT	COMPETITOR # Name
1	57	11,72	4,8635	65,0000	100,00	9 León Lira, Rodrigo
2	45	10,90	4,1284	55,1762	84,89	14 Oh, Jung Yong
3	51	12,62	4,0412	54,0103	83,09	11 MacNamara, Fabián
4	50	13,86	3,6075	48,2140	74,18	15 Severín Huidobro, Francisco
5	25	11,02	2,2686	30,3197	46,65	3 Carrasco, Pepe
6	23	11,28	2,0390	27,2512	41,92	19 Ringeling, Christian
7	51	27,00	1,8889	25,2448	38,84	2 Bucheister, Axel
8	28	16,62	1,6847	22,5161	34,64	6 Gamboa, Cristian
9	49	33,51	1,4623	19,5428	30,07	5 Echeverría, Andrés
10	23	19,70	1,1675	15,6037	24,01	17 Soto, Alexis
11	6	16,62	0,3610	4,8249	7,42	7 Jara, Francisco
12	2	29,59	0,0676	0,9033	1,39	20 Morales, Gonzalo
13	0	0,00	0,0000	0,0000	0,00	21 Hernandez, Rodrigo
14	0	9,18	0,0000	0,0000	0,00	13 Mondaca, Miguel


PRODUCTION -- Overall Stage Results
VII fecha campeonato nacional de tiro práctico
Printed mayo 15, 2010 at 20:23



Stage 3 -- La tercera


	PTS	TIME	HIT FACTOR	STAGE POINTS	STAGE PERCENT	COMPETITOR # Name
1	61	9,94	6,1368	65,0000	100,00	12 Mondaca, Gabriel
2	37	13,88	2,6657	28,2346	43,44	1 Aguilar Miranda, Felipe
3	45	17,60	2,5568	27,0813	41,66	8 Landero, Eduardo
4	24	11,82	2,0305	21,5062	33,09	16 Soriano, Felipe
5	13	13,40	0,9701	10,2756	15,81	10 Li, Jie
6	0	57,58	0,0000	0,0000	0,00	18 Torres, Alejandro
7	0	19,69	0,0000	0,0000	0,00	4 Cisternas, Victor

STANDARD -- Overall Stage Results
VII fecha campeonato nacional de tiro práctico
Printed mayo 15, 2010 at 20:23



Stage 4 -- La cuatro

	PTS	TIME	HIT FACTOR	STAGE POINTS	STAGE PERCENT	COMPETITOR # Name
1	44	3,95	11,1392	45,0000	100,00	14 Oh, Jung Yong
2	44	4,14	10,6280	42,9348	95,41	9 León Lira, Rodrigo
3	43	4,86	8,8477	35,7428	79,43	3 Carrasco, Pepe
4	43	5,53	7,7758	31,4123	69,81	11 MacNamara, Fabián
5	40	5,37	7,4488	30,0914	66,87	15 Severín Huidobro, Francisco
6	37	5,32	6,9549	28,0962	62,44	19 Ringeling, Christian
7	44	6,55	6,7176	27,1374	60,31	13 Mondaca, Miguel
8	44	7,83	5,6194	22,7011	50,45	20 Morales, Gonzalo
9	43	9,13	4,7097	19,0263	42,28	17 Soto, Alexis
10	45	10,25	4,3902	17,7356	39,41	5 Echeverría, Andrés
11	44	10,79	4,0778	16,4736	36,61	2 Bucheister, Axel
12	25	12,11	2,0644	8,3397	18,53	7 Jara, Francisco
13	24	18,15	1,3223	5,3418	11,87	6 Gamboa, Cristian
14	0	4,97	0,0000	0,0000	0,00	21 Hernandez, Rodrigo



Stage 4 -- La cuatro

	PTS	TIME	HIT FACTOR	STAGE POINTS	STAGE PERCENT	COMPETITOR # Name
1	41	6,06	6,7657	45,0000	100,00	1 Aguilar Miranda, Felipe
2	39	6,47	6,0278	40,0924	89,09	16 Soriano, Felipe
3	28	5,01	5,5888	37,1725	82,61	12 Mondaca, Gabriel
4	45	11,52	3,9063	25,9813	57,74	8 Landero, Eduardo
5	41	10,85	3,7788	25,1336	55,85	10 Li, Jie
6	24	10,89	2,2039	14,6583	32,57	4 Cisternas, Victor
7	0	31,54	0,0000	0,0000	0,00	18 Torres, Alejandro


STANDARD -- Overall Stage Results
VII fecha campeonato nacional de tiro práctico
Printed mayo 15, 2010 at 20:23



Stage 5 -- La quinta

	PTS	TIME	HIT FACTOR	STAGE POINTS	STAGE PERCENT	COMPETITOR # Name
1	156	25,52	6,1129	160,0000	100,00	14 Oh, Jung Yong
2	157	26,47	5,9312	155,2465	97,03	3 Carrasco, Pepe
3	154	26,63	5,7830	151,3651	94,60	9 León Lira, Rodrigo
4	154	28,90	5,3287	139,4758	87,17	13 Mondaca, Miguel
5	141	29,86	4,7220	123,5963	77,25	11 MacNamara, Fabián
6	158	33,54	4,7108	123,3020	77,06	15 Severín Huidobro, Francisco
7	159	34,80	4,5690	119,5897	74,74	21 Hernandez, Rodrigo
8	158	38,21	4,1350	108,2321	67,65	7 Jara, Francisco
9	146	37,00	3,9459	103,2826	64,55	19 Ringeling, Christian
10	155	40,18	3,8576	100,9713	63,11	17 Soto, Alexis
11	136	38,37	3,5444	92,7733	57,98	5 Echeverría, Andrés
12	156	48,11	3,2426	84,8722	53,05	2 Bucheister, Axel
13	154	47,55	3,2387	84,7708	52,98	20 Morales, Gonzalo
14	138	44,33	3,1130	81,4812	50,93	6 Gamboa, Cristian

PRODUCTION -- Overall Stage Results
VII fecha campeonato nacional de tiro práctico
Printed mayo 15, 2010 at 20:23



Stage 5 -- La quinta

	PTS	TIME	HIT FACTOR	STAGE POINTS	STAGE PERCENT	COMPETITOR # Name
1	152	25,06	6,0654	160,0000	100,00	12 Mondaca, Gabriel
2	152	26,22	5,7971	152,9214	95,58	1 Aguilar Miranda, Felipe
3	150	27,75	5,4054	142,5889	89,12	16 Soriano, Felipe
4	148	34,27	4,3186	113,9213	71,20	10 Li, Jie
5	125	42,63	2,9322	77,3485	48,34	4 Cisternas, Victor
6	160	56,86	2,8139	74,2285	46,39	8 Landero, Eduardo
7	139	96,24	1,4443	38,0993	23,81	18 Torres, Alejandro


STANDARD -- Overall Stage Results
VII fecha campeonato nacional de tiro práctico
Printed mayo 15, 2010 at 20:23



Stage 6 -- La sexta

	PTS	TIME	HIT FACTOR	STAGE POINTS	STAGE PERCENT	COMPETITOR # Name
1	79	11,87	6,6554	80,0000	100,00	21 Hernandez, Rodrigo
2	57	8,58	6,6434	79,8548	99,82	14 Oh, Jung Yong
3	75	11,62	6,4544	77,5834	96,98	9 León Lira, Rodrigo
4	76	12,66	6,0032	72,1595	90,20	11 MacNamara, Fabián
5	74	14,21	5,2076	62,5967	78,25	3 Carrasco, Pepe
6	70	14,73	4,7522	57,1227	71,40	15 Severín Huidobro, Francisco
7	48	11,17	4,2972	51,6537	64,57	13 Mondaca, Miguel
8	39	9,11	4,2810	51,4588	64,32	19 Ringeling, Christian
9	76	18,26	4,1621	50,0295	62,54	20 Morales, Gonzalo
10	78	20,82	3,7464	45,0326	56,29	2 Bucheister, Axel
11	63	17,29	3,6437	43,7985	54,75	7 Jara, Francisco
12	43	21,57	1,9935	23,9625	29,95	5 Echeverría, Andrés
13	11	14,51	0,7581	9,1125	11,39	17 Soto, Alexis
14	0	15,62	0,0000	0,0000	0,00	6 Gamboa, Cristian

PRODUCTION -- Overall Stage Results
VII fecha campeonato nacional de tiro práctico
Printed mayo 15, 2010 at 20:23



Stage 6 -- La sexta

	PTS	TIME	HIT FACTOR	STAGE POINTS	STAGE PERCENT	COMPETITOR # Name
1	70	10,66	6,5666	80,0000	100,00	12 Mondaca, Gabriel
2	66	11,37	5,8047	70,7184	88,40	1 Aguilar Miranda, Felipe
3	56	12,16	4,6053	56,1053	70,13	4 Cisternas, Victor
4	40	12,65	3,1621	38,5229	48,15	16 Soriano, Felipe
5	55	17,56	3,1321	38,1582	47,70	8 Landero, Eduardo
6	24	16,21	1,4806	18,0375	22,55	10 Li, Jie
7	0	27,98	0,0000	0,0000	0,00	18 Torres, Alejandro